

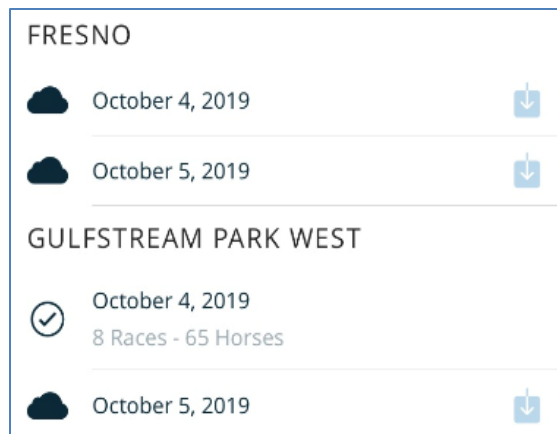


The Digital Identifier App is a mobile application that will aid a racetrack identifier with additional data to properly identify horses. The app allows for the downloading of upcoming race information to your device to be utilized later in offline mode. The information includes data traditionally contained in the paper identifier's program, along with registration photos, digital tattoo certified horse photos as well as the digital certificate information to aid in the identification process.

The mobile Digital Identifier application is available from both the Apple App Store and Google Play. Search for Digital Identifier and select this application:



To login to the app, you must have a valid Track Manager User name and password with Identifier credentials. You will then have access at all the tracks you are assigned.



Upon login, tracks you have access to will display with eligible race dates to select to download.

Press the download symbol on the right to begin the download process. This could take between 3 and 5 minutes. (Data rates will apply so it's best to do this while connected to wifi.)

Note: On each new day, data from past days races will automatically be deleted from your device once it is reconnected to the internet and the application is opened.

When the download is complete you will see a listing of each race.


An Open circle indicates a race that has not been identified yet.

A Checked circle designates a completed race.


A Minus sign circle shows a race that has been partially identified but is not finished.



There are 3 levels of ID Indicators for the horse:

<input type="radio"/>	Wolfpub Program Number: 3
<input type="radio"/>	Well Written  Program Number: 4
<input type="radio"/>	Golden Opportunity ★ Program Number: 5

Not Microchipped – The absence of a symbol behind the horses' name indicates the horse has not been microchipped

 The Microchipped symbol indicates the horse has been microchipped

★ If a horse's microchip number has been certified by the TRPB, the Star symbol will be displayed

Horse

When you select a horse, you'll see Post Position as well as all of the basic identification information.

Name, Trainer, Color, Sex, Age
Tattoo Number • Registration Number
Microchip Number
Equipment Comments




4
Post 4

My Lion Eyes



Bruce M. Kravets
Dark Bay or Brown Filly • 3 yo
T12873 • 16012873
981020019197339 ★
====BLINKERS FTS

No white markings. Cowlick slightly to left at top of eye level. Feathered cowlick high at crest of neck on left side; cowlick high at crest of neck on right side; cowlick on front of neck. Reported to be microchipped with number 981020019197339.


If the horse has been certified, TRPB's photos and a Photo Sheet will be available to view:



The Registration Foal Application photos can be viewed, as well as a Facsimile of The Jockey Club Foal Certificate.



To complete the Identification process for each horse, press the Plus button on the Horse screen, to select one of the following options:



In this example, My Lion Eyes was identified, which is represented as a checkmark.

Salsa Playgirl was scratched indicated by a red x



When you have completed all horses and all races for the day, you can either press the Sync icon when connected to the internet, which sends the information to InCompass Solutions and is stored in their databases, or the device will automatically sync when you are connected to wifi and log back into the application. You will want to be connected to wifi so you do not use cellular data. When the sync process has completed, you will receive a Sync complete message.



Tab Bar Options



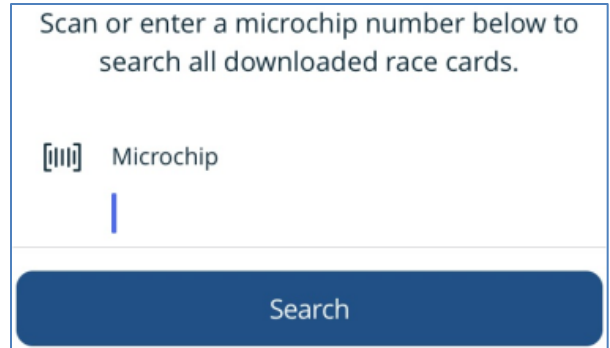
- Shortcut to go to Race Cards Selection



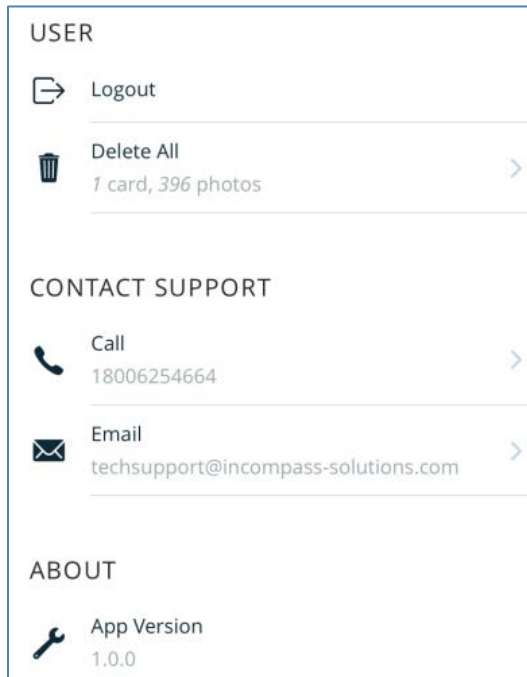
- Shortcut to the Microchip Search screen.

Type in the complete microchip number and press the Search button to search all race cards you have downloaded to your device.

Bluetooth a wireless scanner to the device and scan for a microchip on the horse. This will automatically pull up the available horse on the downloaded race care.



- The Menu selections here are described below:



Logout of the Digital Identifier App

Delete all data from downloaded cards. You should use the Sync option to record your work before deletion

There are two ways you can contact support. Use the phone link to call InCompass Technical Support, or click the Email link to open your email app and send an email to InCompass Technical Support staff

About – displays the version of the application you have downloaded to your device

Automatic Clean up – Each night the application will automatically remove all previous race day data from your device, as well as sync the data when the device is connected to the internet again.